

BUTTERFIELD COLOR STAMPING TOOLS

Please proceed to web site for a complete product selection

[www.butterfieldcolor.com/
products.html](http://www.butterfieldcolor.com/products.html)



Ashlar Slate



Fieldstone



Mayan
Cobblestone



Large Stone Fan



Texture Skins



Texture Rollers



4" Tumbled Edge
Stone Border



Pennsylvania
Soldier Course



Platteville Limestone
Vertical Stamping



Concrafter Designer Mats

Designer mats to create a unique look to your customers dream home. These mats can be used interchangeably for a unique look to each home.



Exposed aggregate border made with the Finial pattern



Exposed aggregate border made with the combination of Knoll and Mediterranean patterns



Southwestern pattern with the Corner as an insert



Diamond pattern exposed on a retaining wall



Pinnacle pattern exposed with the Corner mat



Vine pattern surrounded by an exposed aggregate border

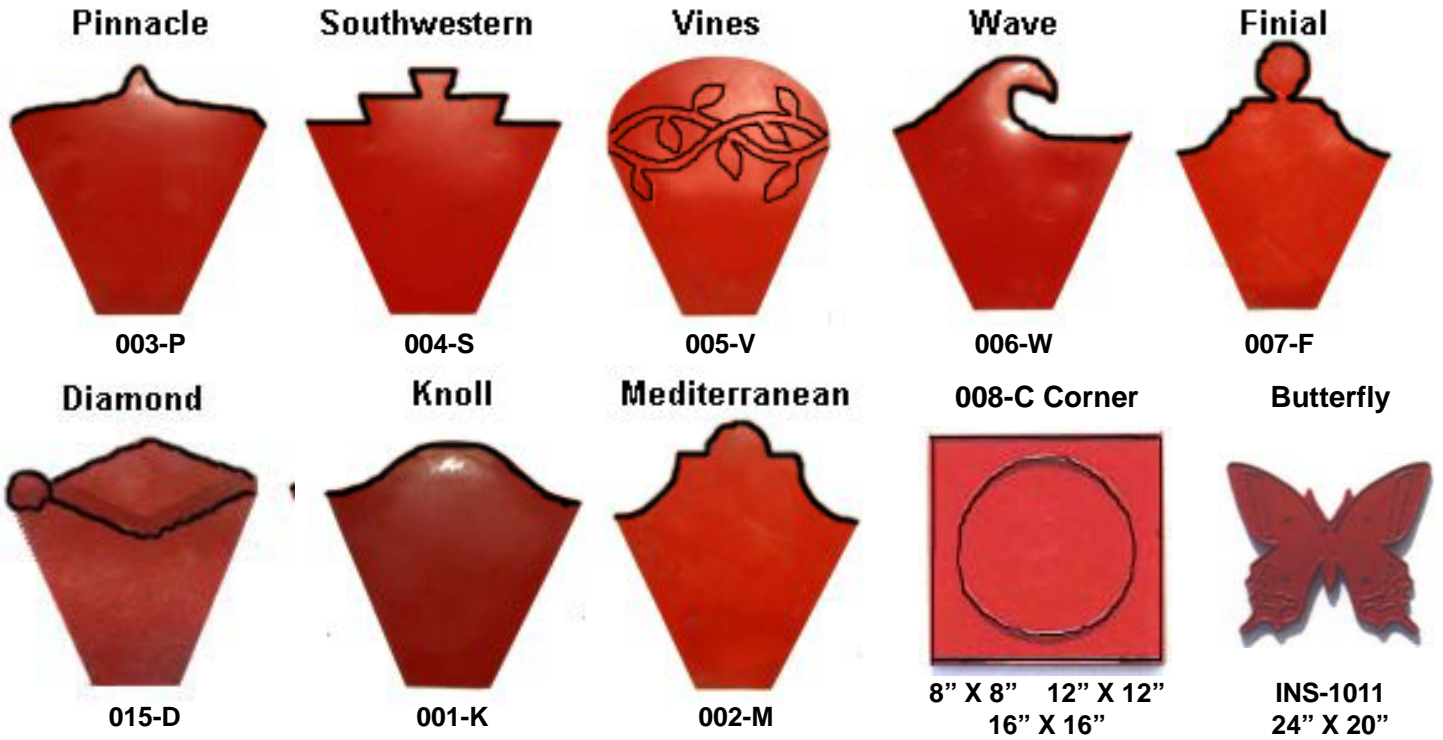


Simple border using the Knoll pattern

Seller warrants that the product described on the face hereof has been manufactured of selected raw materials by skilled technicians. Neither seller nor manufacturer shall be responsible for any claims resulting from the failure to utilize the product in the manner in which it was intended and in accordance with instructions provided for use of product. The only obligation of either the seller or manufacturer shall be to replace any quantity of this product which proved to be defective. Neither seller nor manufacture assumes any liability, loss, or damage resulting from use of this product.

Concrafter Mats

Original Signature Design Tools



Mats are 24" wide can produce up to a 18" wide border

Miniature Design Tools

Garden Collection Mats 24" X 24"



Daisy



Hummingbird



Florentine



Blossom



Sunburst



Vine Border



Southwestern Border



Pinnacle c/w Vine Border

CONCRETE TECH

decorative concrete products



Stamp Guide




Table of Contents

Seamless Texture Mats	3
Brick	4 - 5
Cobblestone	6 - 7
Random Stone	8 - 9
Ashler	10 - 12
Textured Tile	13 - 16, 18
Borders	17
Wood	18
Smooth Tile	19
Detectable Warning	19
Accessories	20
Reflections	23

Seamless Texture Skins

Feather edge skins, for a completely seamless look



Rock Salt / Coquina Stone
C-177 (medium) / C-158 (small)



Blue Stone
C-221 (large) / C-220 (medium) /
C-219 (small)



Monster Slate
C-138 (large) / C-137 (medium) /
C-199 (small)



Wave Crete
C-117 (large) / C-131 (medium) /
C-130 (small)



Shawnee Slate
C-215 (large) / C-214 (medium) /
C-213 (small)



French Granite
C-212 (large) / C-211 (medium) /
C-210 (small)



San Diego Slate
C-218 (large) / C-217 (medium) /
C-216 (small)




Arizona Sandstone
C-116 (large) / C-129 (medium) /
C-128 (small)



Caesar Stone
C-127 (large) / C-133 (medium) /
C-132 (small)




New Brick Herringbone




Brick Paver
C-19
18" x 31"



New Brick Running Bond
C-151
41" x 16 1/2"



New Brick Herringbone
C-30 / 25" x 44"




New Brick Basketweave
C-87
16" x 33"



New Brick 10' Radius
C-51 / 9" x 46"



New Brick Bed Course - Double Grout
C-78 /
4" x 32 1/2"



New Brick 2' Radius
C-51 / 9" x 46"




New Brick Bed Course - Single Grout
C-77
4" x 32"



New Brick Soldier Course
C-31 / 9" x 36"



New Brick Tight Radius Soldier Course Set
C-101
(Also available in Old Brick and Slate)



New Brick Stacked Bond
C-89
24" x 24"




New Brick Miter
C-55 / 9" x 9"



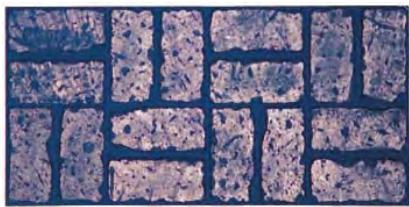
Old Brick Basketweave



Old Brick Running Bond



Old Brick Running Bond
CB-9 / CY-9
16" x 36"



Old Brick Basketweave
CB-8 / CY-8
17" x 34"




Old Brick Bed Course - Double Grout
C-80 / 4" x 34"




Old Brick Bed Course - Single Grout
C-79 / 4" x 34




Old Brick Soldier Course
C-29 / 9" x 37"



Old Brick 2' Radius
C-52 / 9" x 40" 27" x 33"



Old Brick Herringbone
CB-10 / CY-10
27" x 33"



Old Brick Stacked Bond
C-90
26" x 26"



Old Brick 10' Radius
C-50 / 9" x 46"



Old Brick Miter
C-54 / 9"
x 9



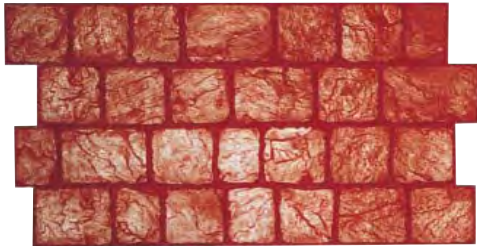
Overlay Brick Running Bond
C-119
17" x 38"



Overlay Brick Basketweave
C-176
17" x 34"




London Cobblestone



Deep Joint Slate Cobblestone
M-83
27" x 48"




UK Cobblestone
M-161
41" x 21"




London Cobblestone
M-2
17" x 29"



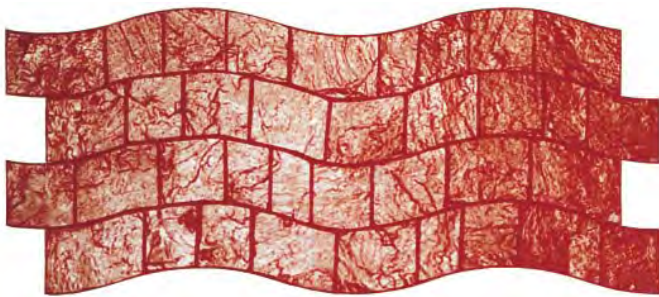
Old World Slate Cobblestone
M-43
57" x 23"



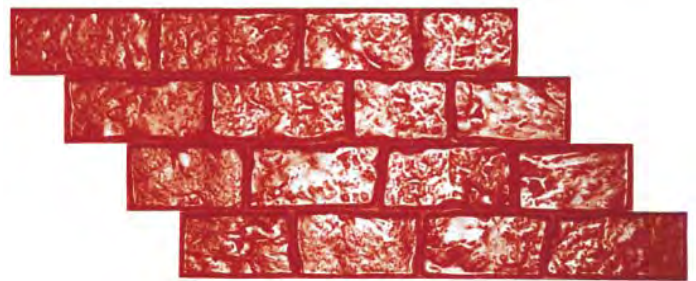
Euro Stone
M-174
18" x 40"



Cobble Paver
M - 18
21" x 31"



Overlay Brick Basketweave
C-176
17" x 34"



Old English Cobblestone
M-43
57" x 23"




Old English Cobblestone




European Fan



European Fan
M-1
27" x 46"



French Fan
M-114
27" x 46"



Portugal Fan
M-70
27" x 46"



Slate Cobblestone Circle



4'6" Radius Slate Soldier Course
M-74




Radius Slate Soldier Course
M-75




4'4" Slate Cobblestone Circle
M-12



9' Slate Cobblestone Circle
M-72
29" x 32"




14' Slate Cobblestone Circle
M-73
31" x 34"




19' Slate Cobblestone Circle
MY-146
30" x 33"



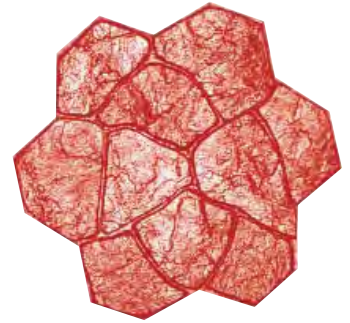
Random Stone




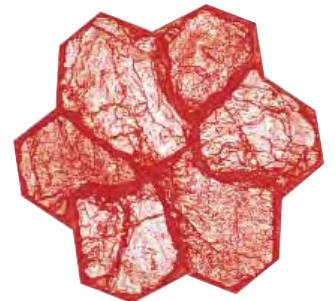
Random Stone
MB-6/MR-6/MY-6
30"x30"



Extra Large Random Stone
MC-139/MR-139
36" x 36"



Small Random Stone
MB-47/MR-47
30" x 30"



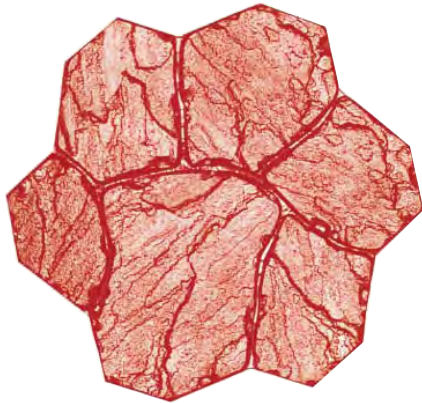
Random Rock
MB-76/MR-76
30" x 30"




Split Rubblestone



Garden Stone
M-179
36" x 36"



Flagstone
MB-141/MY-141
45" x 45"




Split Rubblestone
MB-113/MR-113/MY-113
31" x 31"




Random Granite
MC-140/MR-140/MY-140
36" x 36"

Random Granite

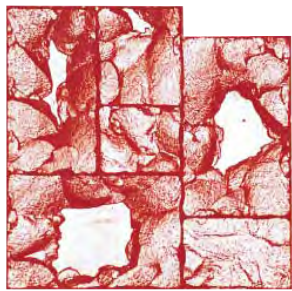





Ashler Slate




Large Ashler Slate
MB-85/MR-85/MY-85
28" x 28"



Ashler Slate
MB-5/MR-5/MY-5
24" x 24"



Extra Large Ashler Slate



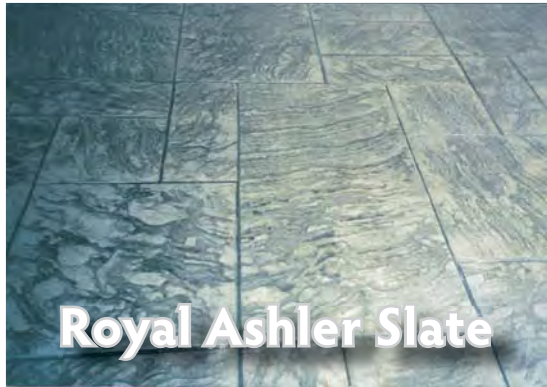
Extra Large Ashler Slate MB-85/MR-85/MY-85 28" x 28"




La Habra Ashler Slate
MB-143/MR-143/MY-143
36" x 36"




La Habra Ashler Slate



Royal Ashler Slate



Royal Ashler Slate
MC-105/MR-105/MY-105
3" x 36"



Grand Ashler Slate
MB-115/MR-115/MY-115
36" x 36"




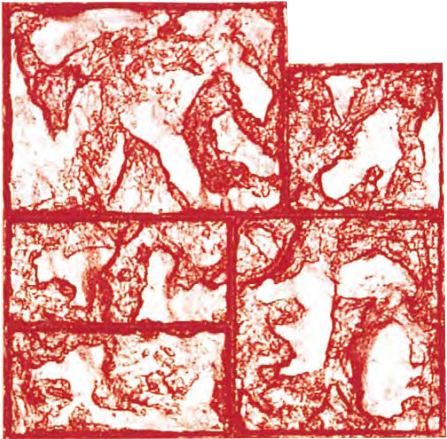
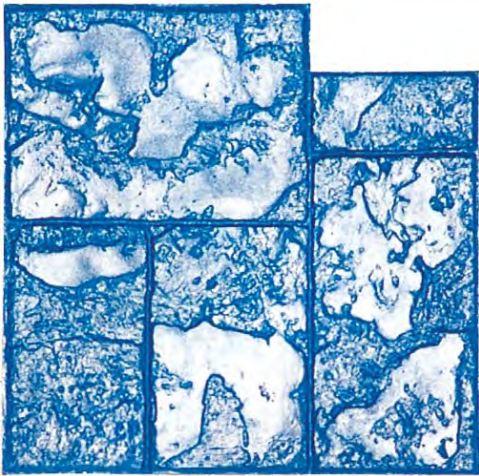
Grand Ashler Slate



Ashler Stone



Random Ashler Stone



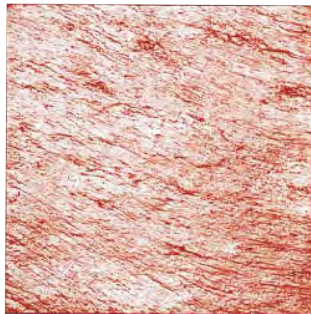
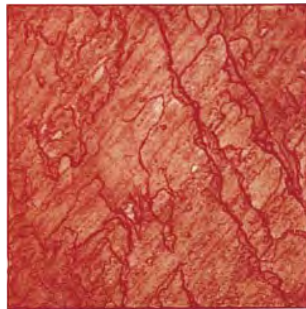

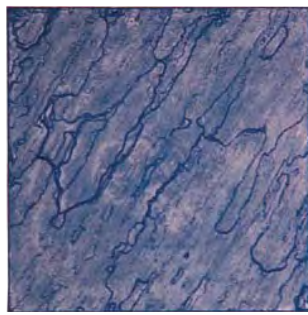
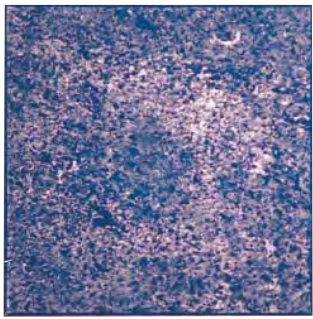


Opa Locka Stone
MR-16/MY-16
20" x 30"



Ashler Stone
MB-15/MR-15/MY-15
24" x 24"

Random Ashler Stone
MB-112/ MR-112/MY-112
24"x24"




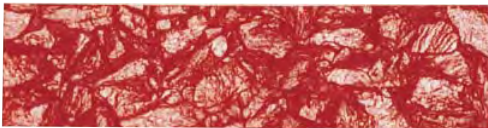


Texas Sea Shell
MB-22/MR-22/MY-22
24" x 24"

La Habra Slate
MB-59/MR-59/MY-59
24" x 24"

24" Italian Slate
MB-64/MR-64/MY-64
24" x 24"


La Paz Slate
MB-96/MR-96/MY-96
23" x 33"



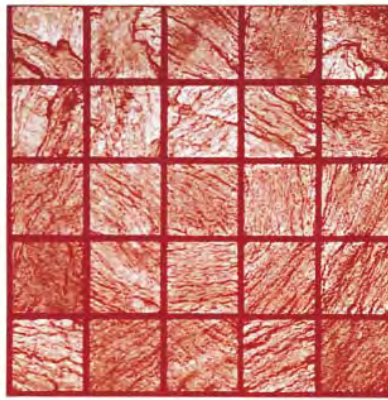
9" Classic Stone Border
MB-100/MR-100/MY-100
9" x 35"

18" Classic Stone
MB-65/ MY-65
18" x 36"

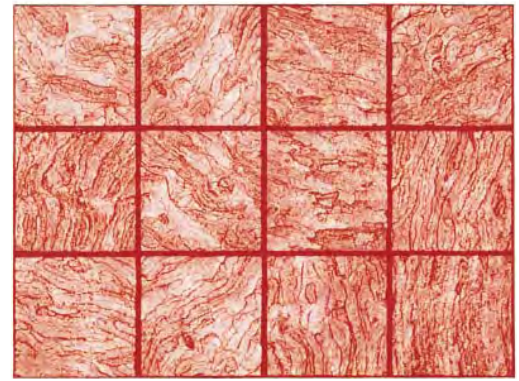
36" Classic Stone
M-66
36" x 36"



4" Monte Carlo Slate
M-110
24" x 36"




6" Grouted Slate
M-46
30" x 30"



8" Royal Slate
M-107
25" X 34"




6" Slate Running Bond
M-49
25" x 40"




6" x 12" Basket Weave Stone
M-111
24" x 24"




6 x 12" New England Weave
M-86
24" x 36"



Panama Tile
M-150
21" x 41"



Santa Barbara Tile
M-69
31" x 31"




4 Dimensional Stain Cube
M-173
18" x 39"




4 Dimensional Stain
Cube

12" Cut Stone




12" Grouted Slate
MB-26/MY-26
24" x 24"



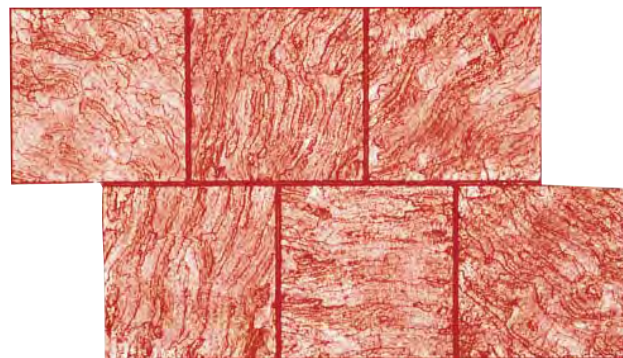
12" Cut Stone
M-3
24" x 24"




12" Grouted Limestone
M-21
24" x 24"



12" Slate Running Bond
M-109
25" x 43"



12" Royal Slate Running Bond
M-108
24" x 42"



12" Royal Slate
M-104
24" x 36"






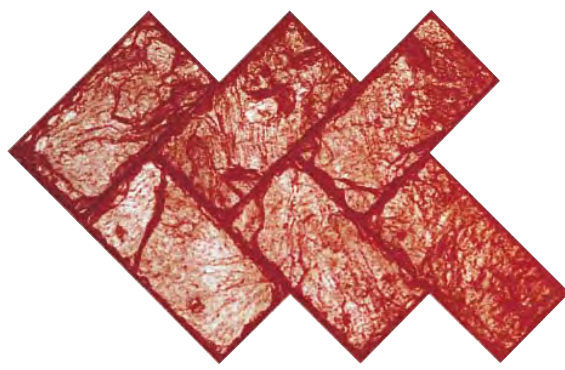


18" Slate
M-57
18" x 36"



18" Limestone
M-175
18" x 36"




California Weave



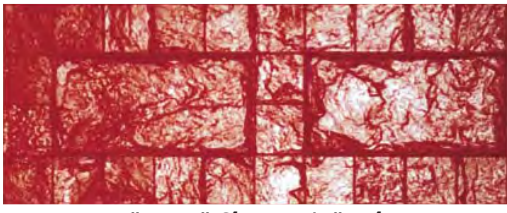
8" x 16' Herringbone Slate
MB-11/MR-11/MY-11
44" x 28"

Overlay Brick Basketweave
C-176
17" x 34"

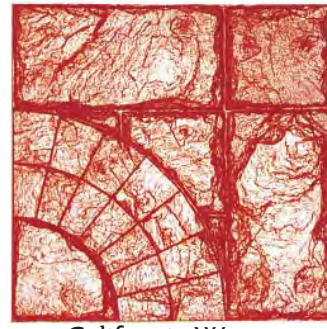
California Weave
MB-7/MR-7/MY-7
24" x 24"



Herringbone Slate



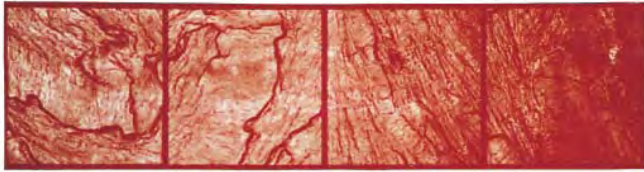
8" x 16" Slate w/4" Tile
M-32
16" x 40"



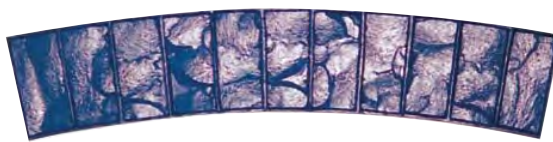
California Weave
w/4" Tile ¹/₄ Circle
M-33
24" x 24"



California Weave
w/4" Tile Insert
M-34
24" x 24"



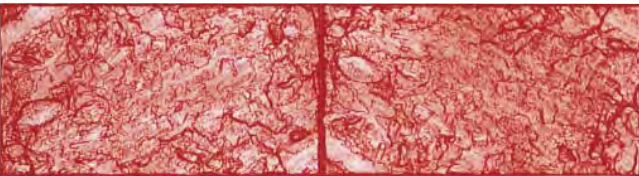
12" Slate Tile Border
M-58
12" x 48"



4" x 8" Slate 10' Radius
M-38/ 9" x 45"



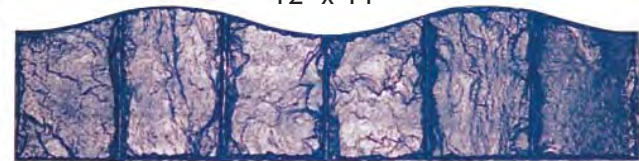
4" x 8" Slate
Miter
M-39
8" x 8"



12" x 22" Stone Border
M-99
12" x 44"



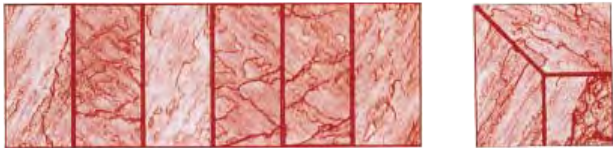
4" x 8" Slate 2' Radius
M-37/ 9" x 45"



Serpentine Slate Border
M-84
12" x 48"



UK Cobblestone Bed Course
M-163/ 5" x 42"



6" x 12" La Habra Slate Soldier Course/ Miter
M-97/ 12" x 36" - Miter M-98/ 12" x 12"



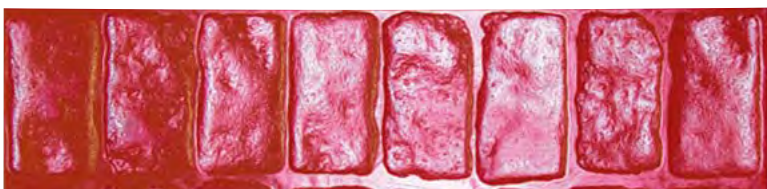
4" x 8" Slate Soldier Course
M-20/ 9" x 37"



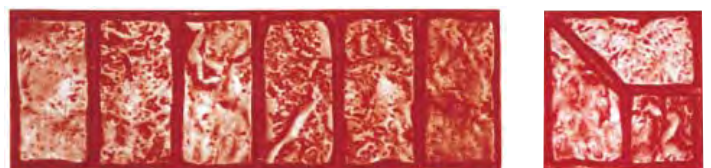
London Cobblestone Bed Course
M-168
6" x 29"



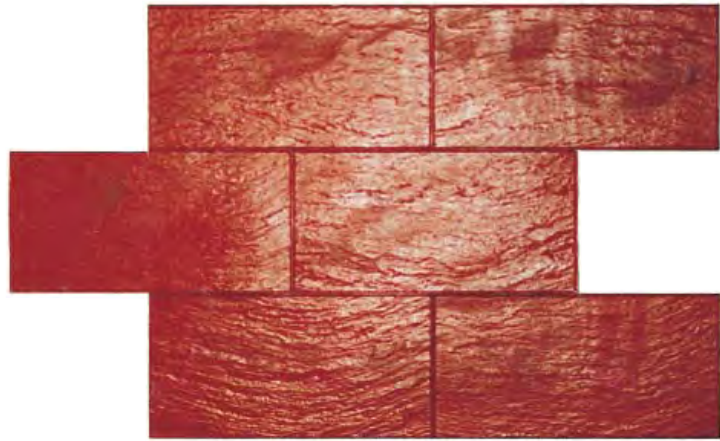
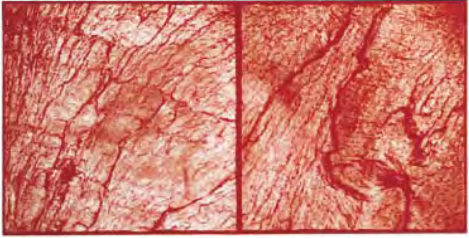

8" x 16" Slate Soldier Course/ Miter
MB-14/My/14 - Miter M-56
14" x 45" - Miter 14" x 14"



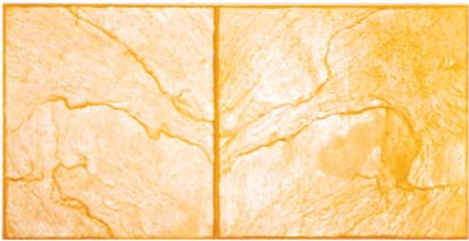
UK Cobblestone Soldier Course
M-162
10" x 42"



Old English Cobblestone Soldier Course/ Miter
M-44/11"x 33' - Miter m-45/ 11" X 11"



12" x 24" Italian Slate Running Bond
M-27
36" x 60"





Sidewalk Slate
MB-17/MR-17/MY-17
18" x 36"



3 1/2" Hardwood Floor Running Bond
(Overlay)
M-153
18" X 60"




3 1/2 Hardwood Floor Starter
(Overlay)
M-154
18" x 30"



Christian Tile Border/Miter
M-152/ 14" x 45" - Miter M-155/ 14" x 14"




12" Pacific- Boardwalk
M-23A - M-23G/ 12" x 96"



12" Tile with Tooled Joints
M-48/ 24" x 36"



12" Grouted Mexican Tile
M-28/ 24" x 36"




8" Grouted Hexagon
M-40/ 30" x 32"




12" Grouted Hexagon
M-41/ 25" x 44"




17" Grouted Hexagon
M-42/ 35" x 50"




45° Handicap Ramp
Mat-Left
M-61 L/24" x 48"



45° Handicap Ramp Mat
- Right
M-62R/24" x 48"



1/4" x 1/4 Groove 1 1/2" O/C Straight
M-60/ 25" x 48"



1/4" x 1/4 Groove 3/4" O/C Straight
M-63/ 12" x 48"



ADA Truncated Domes
ADA-2/ 24" x 36"

Tools



Split Face Granite Countertop Edge
Form
CFL-1



Rough Stone Countertop Edge Form
CFL-2
3.5 x 95



Handtool Set
HT-4



Wide V Handtool Set
HT-5



S Tool
S-1




24" Cutting Bar HT - 6



11" Impact Tool
IMP-1



14" Impact Tool
IMP-2




1/4 Round
GR-4

1/2 Rounded
GR-2

1/16 V-Joint
GR-3

1/4 Grouted Texture
GR-1



Italian Slate Running Bond



Shawnee Slate



12" Grouted Slate




Ashler Slate/ Random Stone



La Paz Slate



6' Grouted Slate



Handicap Ramp



Large Ashler Slate




Old Brick Basket Weave




Chicken Feet



12" Slate Runningbond



12" Grouted Mexican Tile



Sidewalk Slate




12" Royal Slate




24" Italian Slate

Reflections



Reflections
C-203
30" x 30"



This modern design utilizes light, shadow and perspective to create concrete effects like we have never seen before.

This Reflections pattern is a series of hourglass shaped bulls eyes with opposing radius' adjacent to each other. Within the pattern, the outside edge of each individual ring and partial ring has an apex of 1/8" and tapers down to zero into the neighboring edge of the next ring.

As our world revolves you will see different aspects of light and shadow amongst this playful design.

It is atypical to use a liquid release agent with this pattern as it requires one color only. If a texture is desired we recommend giving a sand finish to the imprinted surface.

www.concretech.ca



CONCRETECH

Concrete Chemical Technologies
#190, 6260 Graybar Road
Richmond, BC V6W 1H6

Toll Free: 1.877.952.0157
Fax: 1.604.214.6665

WWW.CONCRETECH.CA